


## BEDWORTH & DISTRICT AIR RIFLE LEAGUE

### Tables 2010-2011

<b>TEAM - League Table</b>	<b>SHOT</b>	<b>TOTAL</b>	<b>AVERAGE</b>	<b>WON</b>	<b>LOST</b>	<b>DRAWN</b>	<b>POINTS</b>
EX-SERVICE	6	2156	179.667	5	1	0	10
TRENT VALLEY	6	2068	172.333	4	2	0	8
COTON CONS	6	2195	182.917	2	3	1	5
COTON SPORTS	6	2173	181.083	0	5	1	1

<b>TEAM - Man v Man</b>	<b>SHOT</b>	<b>WON</b>	<b>LOST</b>	<b>DRAWN</b>	<b>POINTS</b>
EX-SERVICE	6	6	0	0	12
COTON CONS	6	2	4	0	4
COTON SPORTS	6	2	4	0	4
TRENT VALLEY	6	2	4	0	4


<b>TEAM - 4 x 4 Team</b>	<b>POINTS</b>
EX-SERVICE	31
TRENT VALLEY	22
COTON CONS	16
COTON SPORTS	12



## BEDWORTH & DISTRICT AIR RIFLE LEAGUE

### League Averages 2010-2011


	NAME	TEAM	SHOT	TOTAL	AVERAGE	POS
1	BEND Bill	O/45 EX-SERVICE	11	543	24.682	15
2	SKIDMORE Ian	EX-SERVICE	9	440	24.444	10
3	HOOD Phil	O/45 COTON SPORTS	12	585	24.375	12
4	STORER Jon	O/45 COTON CONS	11	533	24.227	9
5	CRYER Andrew	EX-SERVICE	12	581	24.208	11
6	WAGSTAFF Robert	O/45 EX-SERVICE	12	577	24.042	13
7	MIDDLETON Tom	COTON CONS	12	576	24.000	8
8	WILSON Jim	EX-SERVICE	10	479	23.950	6
9	ROBERTS Ian	COTON SPORTS	11	526	23.909	7
10	GOODYER Jeff	O/45 TRENT VALLEY	12	570	23.750	5
11	PRICE Neil	O/45 COTON CONS	12	570	23.750	4
12	SHUTTLEWORTH Craig	TRENT VALLEY	11	521	23.682	6
13	BEND Jackie	O/45 EX-SERVICE	11	521	23.682	2
14	BEND James	EX-SERVICE	11	520	23.636	3
15	WEST Bob	O/45 TRENT VALLEY	11	516	23.455	5
16	MORRIS Andy	COTON CONS	10	467	23.350	4
17	GREWCOCK Simon	TRENT VALLEY	12	554	23.083	0
18	DAFFERN Mark	TRENT VALLEY	11	500	22.727	0
19	SHORE Alf	O/45 TRENT VALLEY	10	453	22.650	0
20	JACKSON Nigel	COTON SPORTS	9	406	22.556	1
21	WEST Jackie	O/45 TRENT VALLEY	11	495	22.500	0
22	CRYER Mick	O/45 EX-SERVICE	12	539	22.458	2
23	STEVENSON John	TRENT VALLEY	10	448	22.400	0
24	SANSOME Mick	COTON CONS	12	537	22.375	0
25	RUSTED Colin	O/45 COTON SPORTS	12	534	22.250	0
26	HARRIS Mollie	O/45 COTON SPORTS	12	532	22.167	1
27	CRYER Tony	O/45 EX-SERVICE	9	388	21.556	0
28	EMERY John	COTON CONS	12	514	21.417	0
29	HARRIS Dave	O/45 COTON SPORTS	10	425	21.250	0
30	RIDER Phil	O/45 TRENT VALLEY	11	444	20.182	0
NON QUALIFYING						
1	BAKER Klaus	EX-SERVICE	4	192	24.000	2
2	BURRELL John	O/45 COTON SPORTS	8	368	23.000	3
3	HAMMERSLEY Rikki	EX-SERVICE	7	317	22.643	0
4	FLETCHER Tom	O/45 TRENT VALLEY	6	269	22.417	0
5	DAVIES Petrina	COTON CONS	6	267	22.250	0
6	BARBER Steve	COTON CONS	3	131	21.833	0
7	ROPER Archie	O/45 COTON CONS	4	173	21.625	1
8	ALLEN Brian	O/45 COTON CONS	7	299	21.357	0
9	HARRISON Sid	O/45 TRENT VALLEY	6	254	21.167	0
10	AUCOTT Noel	COTON CONS	3	120	20.000	0
11	GREEN Stan	O/45 TRENT VALLEY	4	143	17.875	0
SHOT ONE MATCH						
1	BARNSLEY Lol	O/45 COTON SPORTS	1	39	19.500	0
2	EMERY A	COTON CONS	1	38	19.000	0



## BEDWORTH & DISTRICT AIR RIFLE LEAGUE

### Man V Man Points 2010-2011

	<b>NAME</b>	<b>TEAM</b>	<b>SHOT</b>	<b>WON</b>	<b>DRAWN</b>	<b>LOST</b>	<b>POINTS</b>
1	BEND Bill	EX-SERVICE	6	10	2	0	22
2	SKIDMORE Ian	EX-SERVICE	6	10	1	1	21
3	HOOD Phil	COTON SPORTS	6	9	3	0	21
4	CRYER Andrew	EX-SERVICE	6	8	4	0	20
5	DAFFERN Mark	TRENT VALLEY	6	8	2	2	18
6	SHUTTLEWORTH Craig	TRENT VALLEY	6	8	2	2	18
7	GOODYER Jeff	TRENT VALLEY	6	7	3	2	17
8	WEST Bob	TRENT VALLEY	6	7	3	2	17
9	MIDDLETON Tom	COTON CONS	6	7	2	3	16
10	BEND Jackie	EX-SERVICE	6	6	4	2	16
11	WAGSTAFF Robert	EX-SERVICE	6	7	1	4	15
12	MORRIS Andy	COTON CONS	6	6	3	3	15
13	BEND James	EX-SERVICE	6	6	3	3	15
14	PRICE Neil	COTON CONS	6	5	4	3	14
15	CRYER Mick	EX-SERVICE	6	6	1	5	13
16	WILSON Jim	EX-SERVICE	5	5	2	3	12
17	GREWCOCK Simon	TRENT VALLEY	6	4	4	4	12
18	JACKSON Nigel	COTON SPORTS	3	5	1	0	11
19	RUSTED Colin	COTON SPORTS	6	3	5	4	11
20	SANSOME Mick	COTON CONS	6	4	2	6	10
21	STORER Jon	COTON CONS	5	3	4	3	10
22	STEVENSON John	TRENT VALLEY	6	4	1	7	9
23	HARRIS Mollie	COTON SPORTS	6	3	3	6	9
24	ROBERTS Ian	COTON SPORTS	5	3	3	4	9
25	BARBER Steve	COTON CONS	3	4	0	2	8
26	HARRISON Sid	TRENT VALLEY	5	3	2	5	8
27	EMERY John	COTON CONS	6	2	3	7	7
28	ROPER Archie	COTON CONS	3	3	0	3	6
29	BURRELL John	COTON SPORTS	4	3	0	5	6
30	ALLEN Brian	COTON CONS	3	2	2	2	6
31	HAMMERSLEY Rikki	EX-SERVICE	2	2	1	1	5
32	SHORE Alf	TRENT VALLEY	4	2	1	5	5
33	WEST Jackie	TRENT VALLEY	6	2	1	9	5
34	DAVIES Petrina	COTON CONS	2	1	2	1	4
35	HARRIS Dave	COTON SPORTS	4	0	4	4	4
36	FLETCHER Tom	TRENT VALLEY	3	1	1	4	3
37	RIDER Phil	TRENT VALLEY	6	1	0	11	2
38	CRYER Tony	EX-SERVICE	4	0	1	7	1
39	AUCOTT Noel	COTON CONS	3	0	0	6	0




## BEDWORTH & DISTRICT AIR RIFLE LEAGUE

### Arthur Till Cup 2010-2011

<b>Group 'A' Averages</b>		<b>Round 1</b>	<b>Round 2</b>	<b>Round 3</b>	<b>Total</b>
1	<b>Bill BEND (re-entry)</b>	<b>30.3</b>	<b>30.6</b>	<b>30.3</b>	<b>91.2</b>
2	Craig Shuttleworth	30.4	30.5	29.0	89.9
3	James BEND (re-entry)	30.3	30.2	*	60.5
4	Tom MIDDLETON	30.4	29.4	*	59.8
5	Andrew CRYER (re-entry)	30.5	28.0	*	58.5
6	Jeff GOODYER (re-entry)	30.4	27.3	*	57.7
7	Neil PRICE	30.2			
8	Ian ROBERTS	29.3			
9	James BEND	29.3			
10	Andrew CRYER	29.2			
11	Ian ROBERTS (re-entry)	29.2			
12	Jackie BEND	29.1			
13	Phil HOOD	29.1			
14	Robert WAGSTAFF	28.3			
15	Bill BEND	28.2			
16	Jeff GOODYER	28.1			

<b>Group 'B' Averages</b>		<b>Round 1</b>	<b>Round 2</b>	<b>Round 3</b>	<b>Total</b>
1	<b>Alf Shore</b>	<b>29.1</b>	<b>30</b>	*	<b>59.1</b>
2	John STEVENSON	30.3	28.3	*	58.6
3	John BURRELL	29.2	29.2	*	58.4
4	Bob WEST	29.5	28.2	*	57.7
5	Mollie HARRIS	29.3	27.3	*	56.6
6	Mick SANSOME	29.0			
7	Mick CRYER	28.4			
8	Jackie WEST	28.2			
9	Simon GREWCOCK	27.2			
10	Colin RUSTED	27.1			
11	Tom FLETCHER	27.0			
12	Nigel JACKSON	24.1			
13	Andy MORRIS	24.0			

<b>Group 'C' Averages</b>		<b>Round 1</b>	<b>Round 2</b>	<b>Round 3</b>	<b>Total</b>
1	<b>Sid HARRISON</b>	<b>26.0</b>	<b>28.1</b>	*	<b>54.1</b>
2	Phil RIDER	25.1	23.0	*	48.1
3	Tony CRYER	27.0			
4	John EMERY	25.2			
5	Steve BARBER	25.0			
6	Sid HARRISON (re-entry)	24.1			
7	Noel AUCOTT	22.0			




## BEDWORTH & DISTRICT AIR RIFLE LEAGUE

### Memorial Shield 2010-2011

Group 'A' Averages		Round 1			Round 2			Total
		Bell	Card	Score	Bell	Card	Score	
1	<b>John STORER</b>	<b>50.5</b>	<b>49.0</b>	<b>99.5</b>	<b>50.5</b>	<b>46.2</b>	<b>96.7</b>	<b>196.2</b>
2	Bill BEND	49.3	49.2	98.5	50.3	47.1	97.4	195.9
3	James BEND	50.1	50.3	100.4	49.2	46.0	95.2	195.6
4	Neil PRICE	49.2	49.3	98.5	50.2	45.1	95.3	193.8
5	Andrew CRYER	50.4	47.2	97.6				
6	Phil HOOD	50.3	47.2	97.5				
7	Craig SHUTTLEWORTH	50.2	46.1	96.3				
8	Ian SKIDMORE	49.1	46.1	95.2				
9	Jackie BEND	48.1	46.1	94.2				
10	Jim WILSON	50.1	44.0	94.1				
11	Jeff GOODYER	50.5	42.0	92.5				
12	Robert WAGSTAFF	49.2	41.0	90.2				

Group 'B' Averages		Round 1			Round 2			Total
		Bell	Card	Score	Bell	Card	Score	
1	<b>John STEVENSON</b>	<b>49.0</b>	<b>47.0</b>	<b>96.0</b>	<b>48.1</b>	<b>46.0</b>	<b>94.1</b>	<b>190.1</b>
2	Bob WEST	48.1	46.1	94.2	49.3	46.2	95.5	189.7
3	Mick CRYER	49.2	46.0	95.2	48.2	42.0	90.2	185.4
4	Andy MORRIS	47.1	46.0	93.1				
4	Mark DAFFERN	48.1	45.0	93.1				
6	John BURRELL	47.2	44.0	91.2				
7	Alf SHORE	50.2	40.0	90.2				
8	Jackie WEST	48.1	41.0	89.1				
9	Mick SANSOME	48.3	39.0	87.3				
10	Nigel JACKSON	47.0	34.0	81.0				
11	Tom FLETCHER	45.0	36.0	81.0				

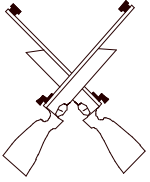
Group 'C' Averages		Round 1			Round 2			Total
		Bell	Card	Score	Bell	Card	Score	
1	<b>John EMERY</b>	<b>46.0</b>	<b>42.0</b>	<b>88.0</b>	<b>44.0</b>	<b>41.1</b>	<b>85.1</b>	<b>173.1</b>
2	Sid HARRISON	45.0	40.2	85.2	44.0	38.1	82.1	167.3
3	Phil RIDER	45.0	28.0	73.0	44.0	39.0	83.0	156.0



## BEDWORTH & DISTRICT AIR RIFLE LEAGUE

### Presidents Cup 2010-2011

TEAM NAME	Ex-Service 'A'		TEAM NAME	Trent Valley 'A'	
	SCORE	TOTAL		SCORE	TOTAL
Bill Bend	70.5		Jeff Goodyer	67.3	
Andrew Cryer	70.9		Simon Grewcock	65.2	
Ian Skidmore	67.3		Bob West	73.6	
Jim Wilson	69.7	278.4	John Stevenson	67.4	273.5
TEAM NAME	Coton Sports		TEAM NAME	Valley Cons	
	SCORE	TOTAL		SCORE	TOTAL
Phil Hood	69.5		Jon Storer	72.9	
Ian Roberts	69.7		Alf Shore	63.2	
Nigel Jackson	63.2		Tom Fletcher	64.2	
John Burrell	70.4	272.8	Neil Price	68.6	268.9
TEAM NAME					
	SCORE	TOTAL			
James Bend	63.1				
Mick Cryer	64.4				
Robert Wagstaff	74.5				
Brian Allen	62.2	264.2			



# BEDWORTH & DISTRICT AIR RIFLE LEAGUE

## Les Earl Cup 2010-2011

### Round 1

***	Noel AUCOTT	V	<b>John STEVENSON</b>	
***	Steve BARBER	V	<b>Jeff GOODYER</b>	
48.3	Mick CRYER	V	<b>Bill BEND</b>	<b>48.7</b>
44.4	Simon GREWCOCK	V	<b>Mick SANSOME</b>	<b>46.3</b>
48.5	Andrew CRYER	V	<b>Ian SKIDMORE</b>	<b>48.6</b>
	<b>Klaus BAKER</b>	V	Colin RUSTED	***
<b>47.4</b>	<b>James BEND</b>	V	Tom FLETCHER	45.2
42	Sid HARRISON	V	<b>Craig SHUTTLEWORTH</b>	<b>48.5</b>
<b>46.2</b>	<b>Alf SHORE</b>	V	Nigel JACKSON	41.1
	<b>Mark DAFFERN</b>	V	Phil HOOD	***
<b>48.6</b>	<b>Bob WEST</b>	V	Jackie WEST	<b>45.3</b>
<b>49.5</b>	<b>Neil PRICE</b>	V	John EMERY	<b>46.2</b>
43.2	Robert WAGSTAFF	V	<b>Jim WILSON</b>	<b>48.7</b>
***	Ian ROBERTS	V	<b>Jackie BEND</b>	
	<b>Jon STORER</b>	V	Andy MORRIS	***

### Round 2

48.5	James BEND	V	<b>Bob West</b>	<b>49.3</b>
<b>49.5</b>	<b>Klaus BAKER</b>	V	Jon STORER	48.5
<b>47.3</b>	<b>Jackie BEND</b>	V	Craig SHUTTLEWORTH	46.5
46.1	Alf SHORE	V	<b>Bill BEND</b>	<b>50.6</b>
46.6	Jim WILSON	V	<b>John STEVENSON</b>	<b>47.5</b>
46.5	Neil PRICE	V	<b>Ian SKIDMORE</b>	<b>50.9</b>
<b>47.3</b>	<b>Mark DAFFERN</b>	V	Mick SANSOME	44.2
<b>50.2</b>	<b>Jeff GOODYER</b>	V	BYE	

### Quarter Finals

48.5	John STEVENSON	V	<b>Klaus BAKER</b>	<b>50.8</b>
46.4	Ian SKIDMORE	V	<b>Bill BEND</b>	<b>50.8</b>
<b>47.6</b>	<b>Jackie BEND</b>	V	Mark DAFFERN	45.2
<b>50.7</b>	<b>Jeff GOODYER</b>	V	Bob WEST	49.3

### Semi Finals

<b>48.6</b>	<b>Jackie BEND</b>	V	Klaus BAKER	48.5
<b>50.9</b>	<b>Bill BEND</b>	V	Jeff GOODYER	49.5

### Final

<b>50.8</b>	<b>Bill BEND</b>	V	Jackie BEND	48.6
-------------	------------------	---	-------------	------